

# **Prigge Woodworking**



520 Edgerton St  
Hamler, Ohio 43524  
(419)274-1005

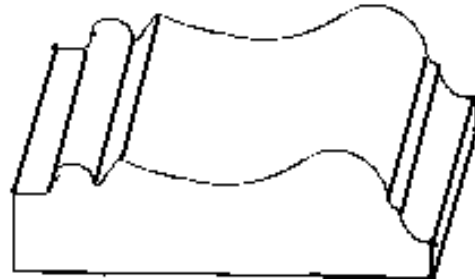
**Chairrails,  
Basecap, & Other  
Small Mouldings**

6/28/08

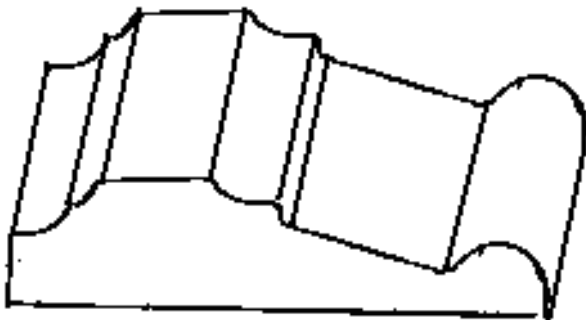
Chair Rail



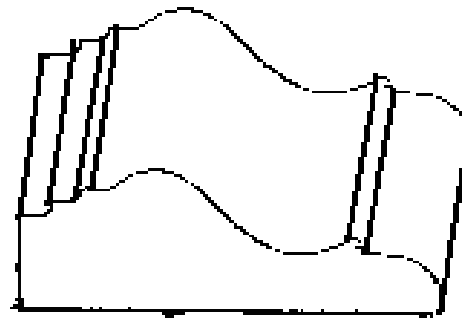
**WM 390**  
**3/4" X 2 3/4"**



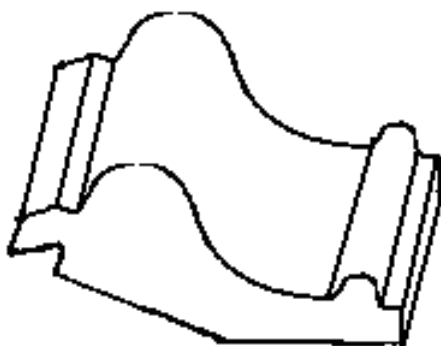
**HC 305**  
**3/4" X 2 11/16"**



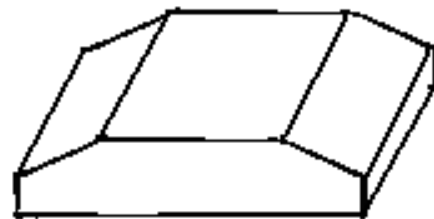
**HC 310**  
**7/8" X 3"**



**HC 320**  
**3/4" X 2 1/8"**



**HC 325**  
**3/4" X 2 3/8"**



**HC 330**  
**1/2" X 2"**

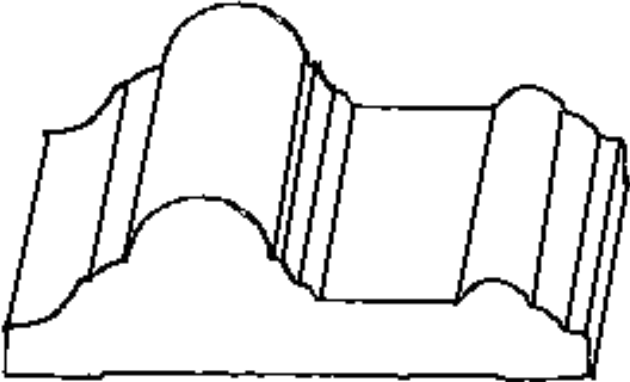
Chair Rail




HC 335  
3/4" X 5 3/16"



HC 340  
3/4" X 5"

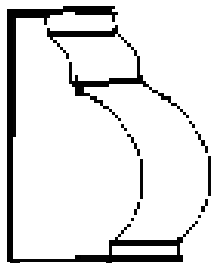


HC 345  
1 1/8" X 3 1/2"



HC 350  
1/2" X 1 1/2"

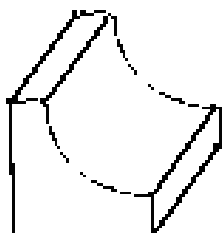
Miscellaneous



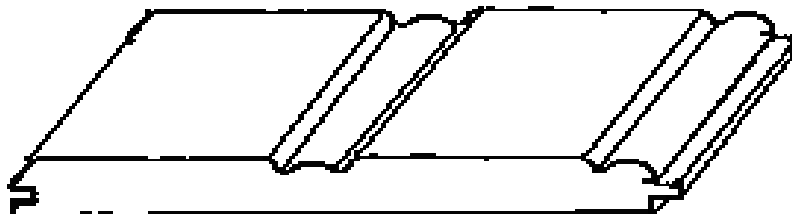
**HC 405**  
**5/8" X 1 3/16"**  
**BASE CAP**



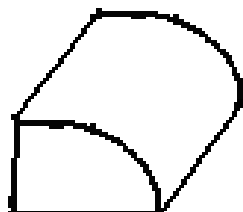
**HC 410**  
**3/4" X 1 5/8"**  
**BASE CAP**



**HC 415**  
**3/4" X 3/4"**  
**INSIDE CORNER**



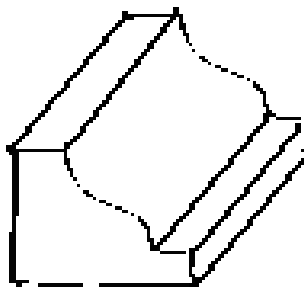
**HC 420**  
**BEADED PANELING**  
**3/8" X 3 1/4"**



**HC 425**  
**1/2" X 3/4"**  
**BASE SHOE**

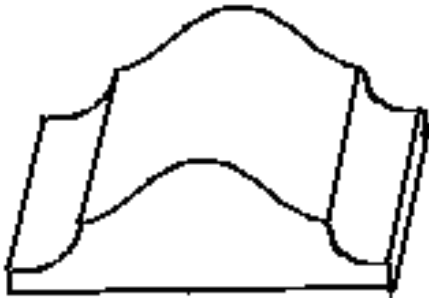


**HC 435**  
**7/16" X 1 3/8"**  
**DOOR STOP**

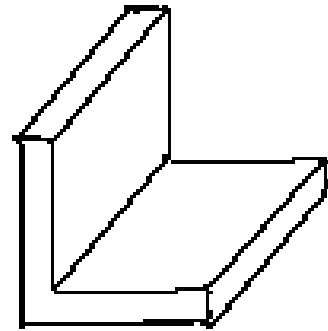


**HC 430**  
**5/8" X 7/8"**  
**CABINET MOULD**

Miscellaneous



**HC 440**  
**3/4" X 2"**  
**CHAIR RAIL**



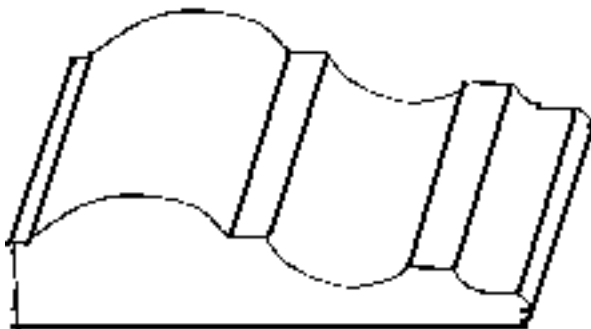
**HC 445**  
**7/8" X 7/8"**  
**OUTSIDE CORNER**



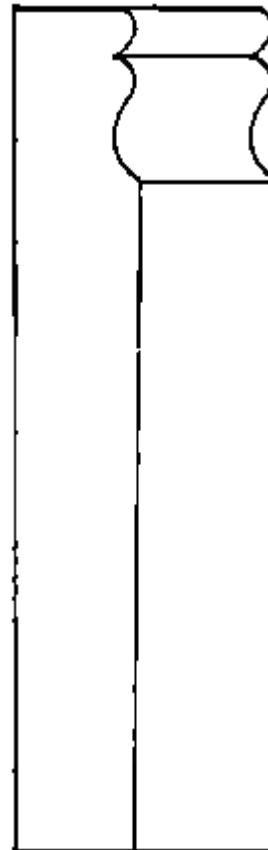
**HC 450**  
**9/16" X 1 1/2"**  
**CHAIR RAIL**



**HC 455**  
**11/16" X 1 1/8"**



**HC 460**  
**3/4" X 2 3/4"**



**PROFILE FOR  
PLINTH  
BLOCKS,  
INSIDE AND  
OUTSIDE  
CORNERS**